








Survey Tamu Lidik dan Sidik

Generated: 2017-08-11 01:16



TAMU SUBDIT berapakah anda?

Total votes: 66

1.  Subdit 1
17 votes, 25.76% of total votes
2.  Subdit 2
15 votes, 22.73% of total votes
3.  Subdit 3
14 votes, 21.21% of total votes
4.  Subdit 4
8 votes, 12.12% of total votes
5.  Subdit 5
12 votes, 18.18% of total votes

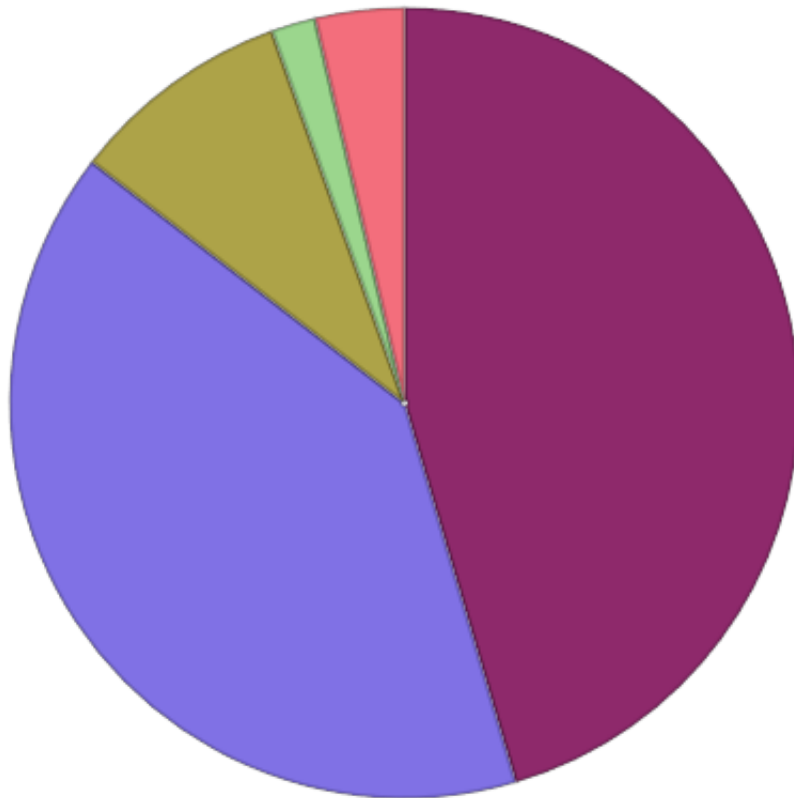




Bagaimana pelayanan petugas penerima tamu kepada anda?

Total votes: 55

1. ■ Sangat Baik
25 votes, 45.45% of total votes
2. ■ Baik
22 votes, 40% of total votes
3. ■ Cukup
5 votes, 9.09% of total votes
4. ■ Kurang Baik
1 vote, 1.82% of total votes
5. ■ Tidak Baik
2 votes, 3.64% of total votes

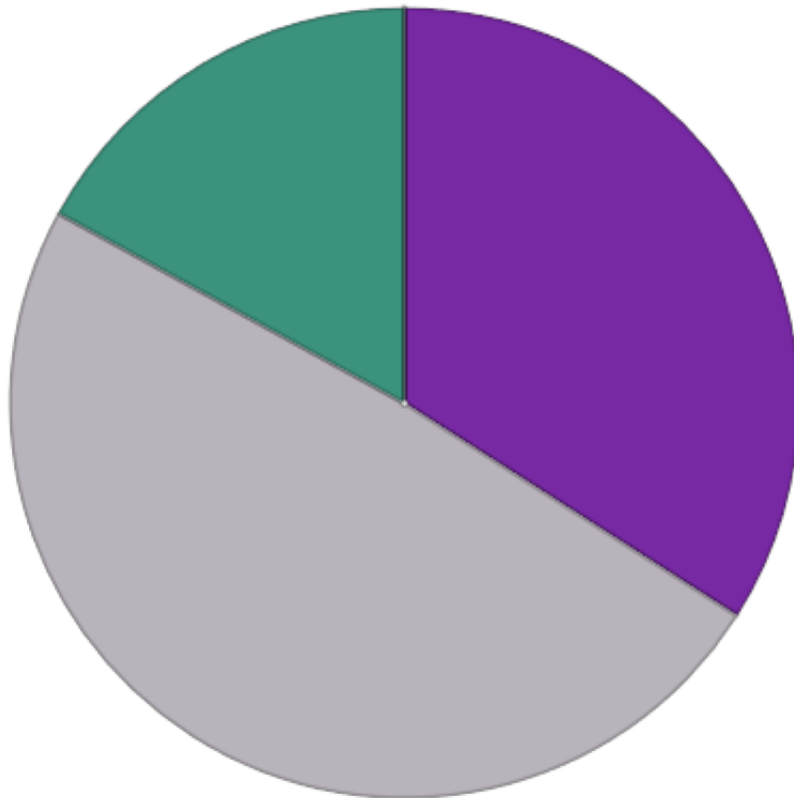




Bagaimana prosedur dan tata cara pelayanan yang diberikan?

Total votes: 47

1. ■ Sangat Baik
16 votes, 34.04% of total votes
2. ■ Baik
23 votes, 48.94% of total votes
3. ■ Cukup
8 votes, 17.02% of total votes
4. ■ Kurang Baik
0 vote, 0% of total votes
5. ■ Tidak Baik
0 vote, 0% of total votes

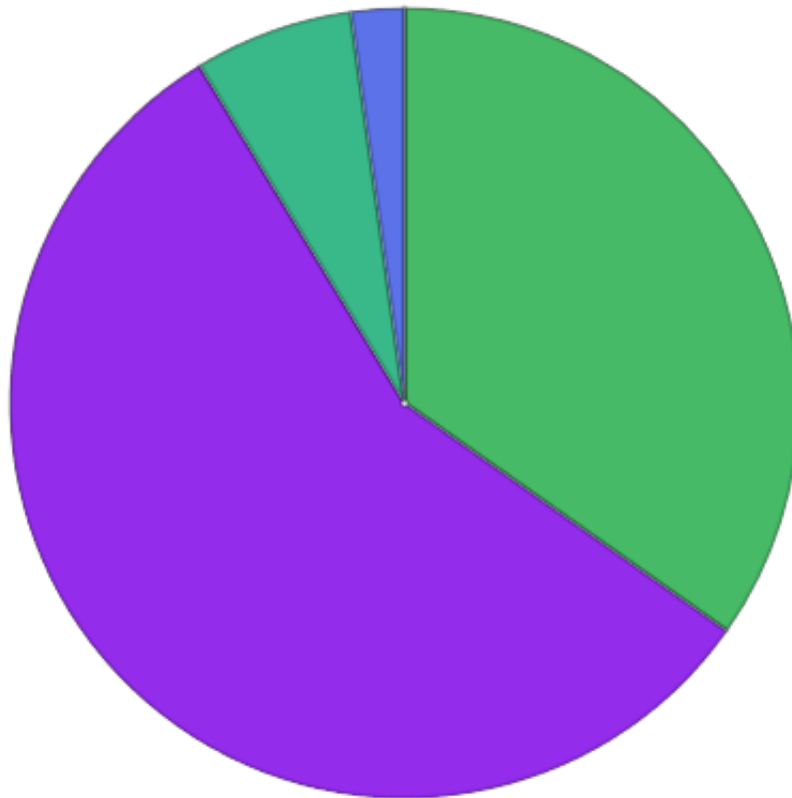




Bagaimana proses permintaan keterangan yang dilakukan oleh petugas?

Total votes: 46

1. ■ Sangat Baik
16 votes, 34.78% of total votes
2. ■ Baik
26 votes, 56.52% of total votes
3. ■ Cukup
3 votes, 6.52% of total votes
4. ■ Kurang Baik
1 vote, 2.17% of total votes
5. ■ Tidak Baik
0 vote, 0% of total votes

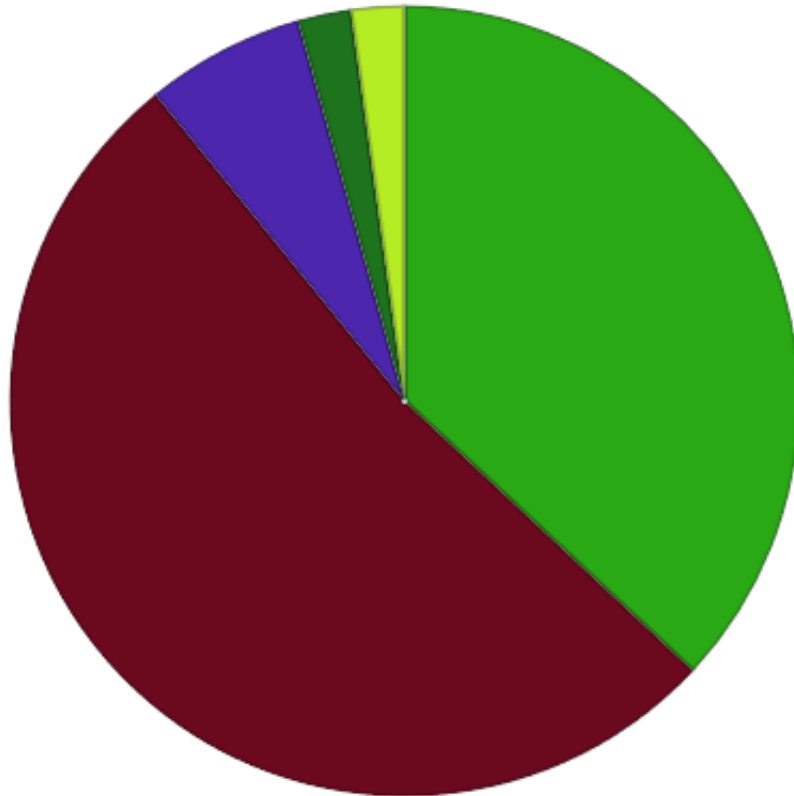




Bagaimana kecepatan petugas dalam memberikan pelayanan?

Total votes: 46

1. ■ Sangat Baik
17 votes, 36.96% of total votes
2. ■ Baik
24 votes, 52.17% of total votes
3. ■ Cukup
3 votes, 6.52% of total votes
4. ■ Kurang Baik
1 vote, 2.17% of total votes
5. ■ Tidak Baik
1 vote, 2.17% of total votes

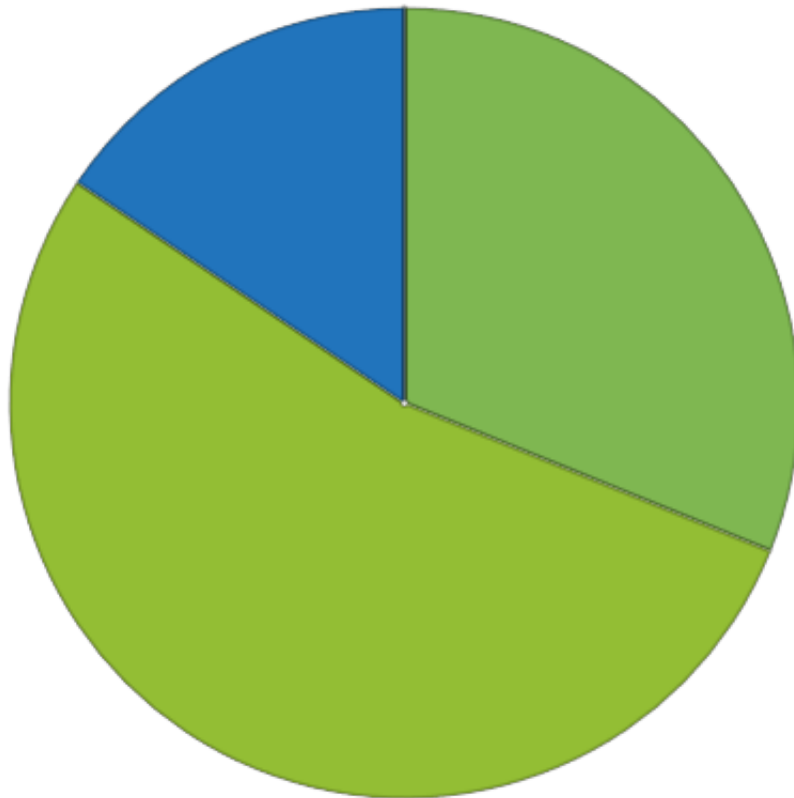




Bagaimana tingkat kejelasan informasi yang diberikan oleh petugas?

Total votes: 45

1. ■ Sangat Baik
14 votes, 31.11% of total votes
2. ■ Baik
24 votes, 53.33% of total votes
3. ■ Cukup
7 votes, 15.56% of total votes
4. ■ Kurang Baik
0 vote, 0% of total votes
5. ■ Tidak Baik
0 vote, 0% of total votes





Bagaimana kondisi sarana dan prasarana yang tersedia (ruang tunggu, tempat shalat, toilet, kantin) ?

Total votes: 45

1. ■ Sangat Baik
12 votes, 26.67% of total votes
2. ■ Baik
21 votes, 46.67% of total votes
3. ■ Cukup
11 votes, 24.44% of total votes
4. ■ Kurang Baik
1 vote, 2.22% of total votes
5. ■ Tidak Baik
0 vote, 0% of total votes

