






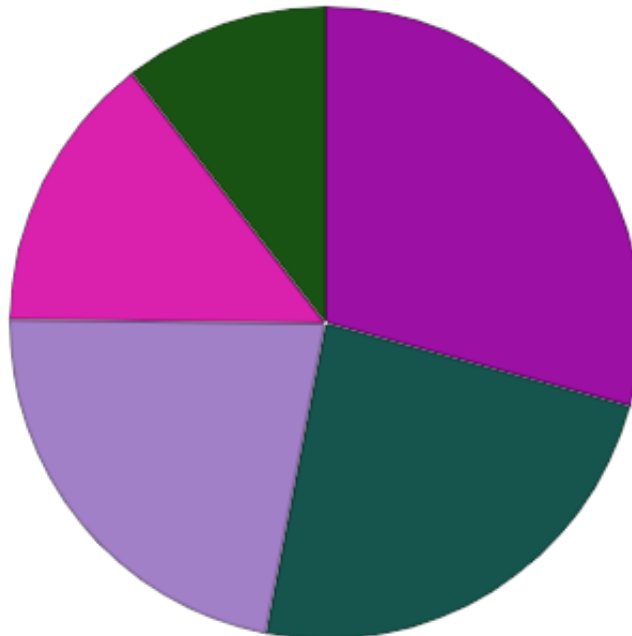
Survey Tamu Lidik dan Sidik

Generated: 2019-02-06 05:55

TAMU SUBDIT berapakah anda?

Total votes: 790

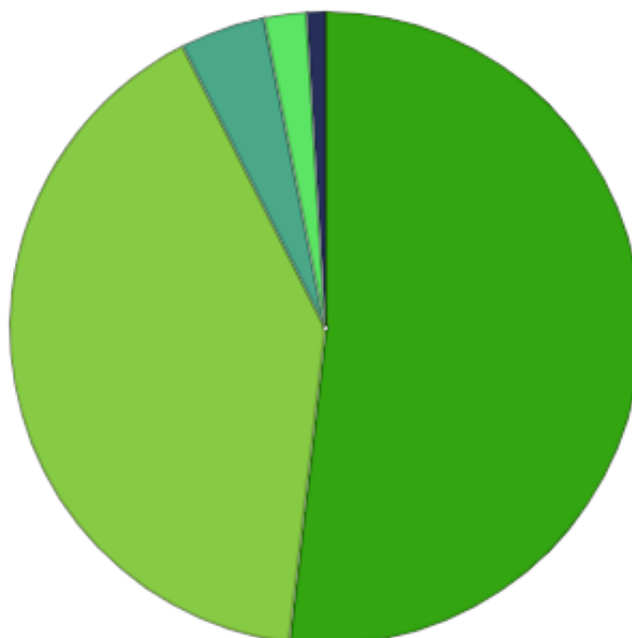
1.  Subdit 1
231 votes, 29.24% of total votes
2.  Subdit 2
188 votes, 23.8% of total votes
3.  Subdit 3
175 votes, 22.15% of total votes
4.  Subdit 4
113 votes, 14.3% of total votes
5.  Subdit 5
83 votes, 10.51% of total votes



Bagaimana pelayanan petugas penerima tamu kepada anda?

Total votes: 737

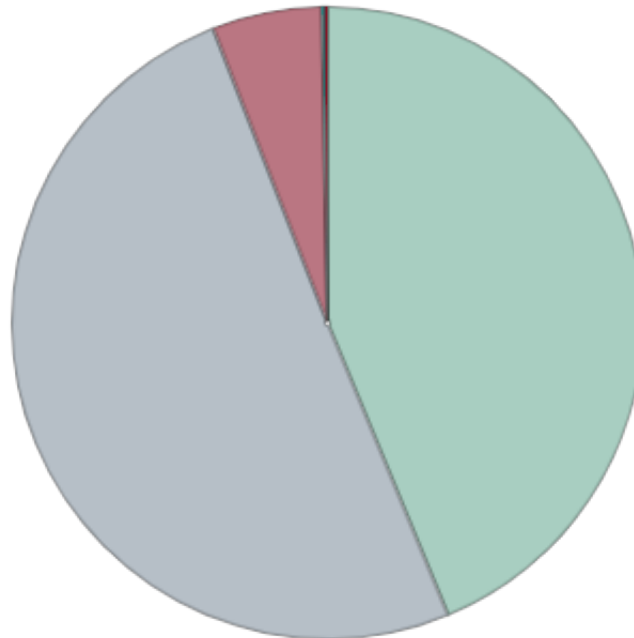
1. ■ Sangat Baik
382 votes, 51.83% of total votes
2. ■ Baik
300 votes, 40.71% of total votes
3. ■ Cukup
32 votes, 4.34% of total votes
4. ■ Kurang Baik
16 votes, 2.17% of total votes
5. ■ Tidak Baik
7 votes, 0.95% of total votes



Bagaimana prosedur dan tata cara pelayanan yang diberikan?






Total votes: 713

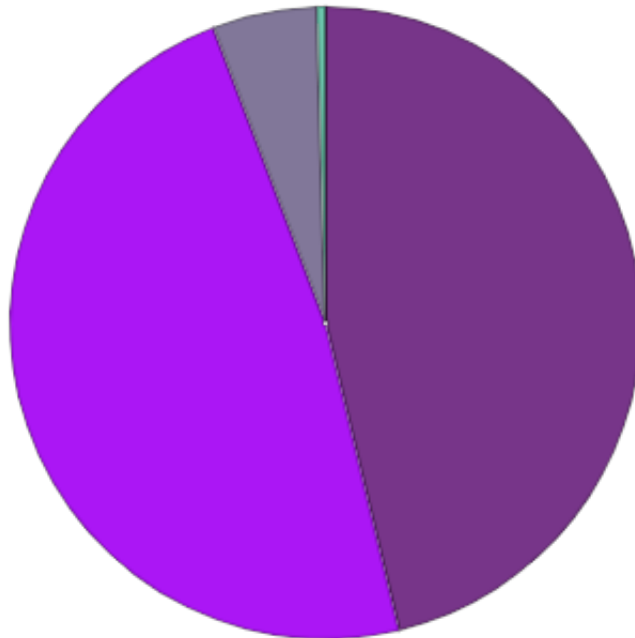
1. ■ Sangat Baik
312 votes, 43.76% of total votes
2. ■ Baik
359 votes, 50.35% of total votes
3. ■ Cukup
40 votes, 5.61% of total votes
4. ■ Kurang Baik
1 vote, 0.14% of total votes
5. ■ Tidak Baik
1 vote, 0.14% of total votes



Bagaimana proses permintaan keterangan yang dilakukan oleh petugas?

Total votes: 709

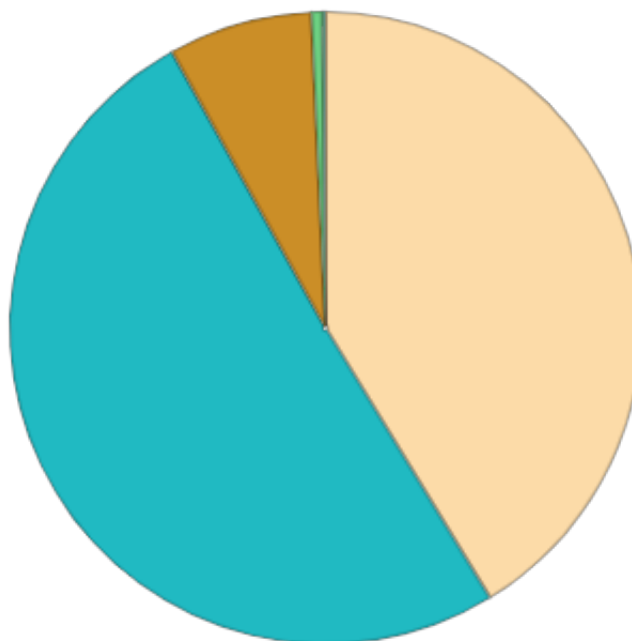
1.  Sangat Baik
328 votes, 46.26% of total votes
2.  Baik
340 votes, 47.95% of total votes
3.  Cukup
38 votes, 5.36% of total votes
4.  Kurang Baik
3 votes, 0.42% of total votes
5.  Tidak Baik
0 vote, 0% of total votes



Bagaimana kecepatan petugas dalam memberikan pelayanan?

Total votes: 705

1. ■ Sangat Baik
291 votes, 41.28% of total votes
2. ■ Baik
357 votes, 50.64% of total votes
3. ■ Cukup
52 votes, 7.38% of total votes
4. ■ Kurang Baik
4 votes, 0.57% of total votes
5. ■ Tidak Baik
1 vote, 0.14% of total votes



Bagaimana tingkat kejelasan informasi yang diberikan oleh petugas?

Total votes: 703

1. ■ Sangat Baik

284 votes, 40.4% of total votes

2. ■ Baik

372 votes, 52.92% of total votes

3. ■ Cukup

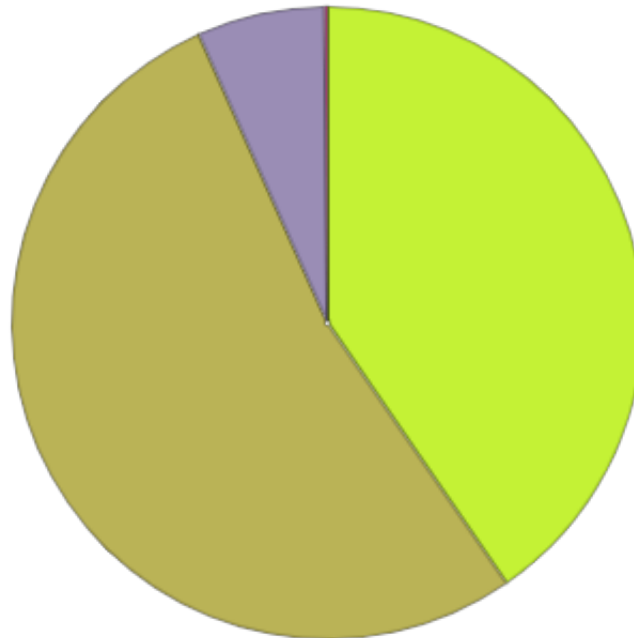
46 votes, 6.54% of total votes

4. ■ Kurang Baik

1 vote, 0.14% of total votes

5. ■ Tidak Baik

0 vote, 0% of total votes



Bagaimana kondisi sarana dan prasarana yang tersedia (ruang tunggu, tempat shalat, toilet, kantin) ?

Total votes: 703

1. ■ Sangat Baik
170 votes, 24.18% of total votes
2. ■ Baik
371 votes, 52.77% of total votes
3. ■ Cukup
145 votes, 20.63% of total votes
4. ■ Kurang Baik
17 votes, 2.42% of total votes
5. ■ Tidak Baik
0 vote, 0% of total votes

