

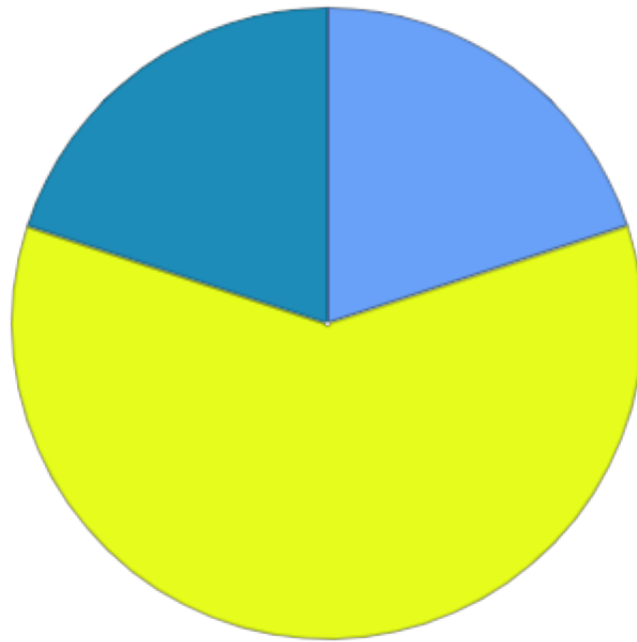
Survey Tamu Pimpinan/Staff/Dumas

Generated: 2019-02-06 05:50

TAMU dari siapakah anda?

Total votes: 25

1. ■ Pimpinan
5 votes, 20% of total votes
2. ■ Staff
15 votes, 60% of total votes
3. ■ Pengaduan Masyarakat (DUMAS)
5 votes, 20% of total votes



Bagaimana sikap petugas dalam memberikan pelayanan?

Total votes: 10

1. ■ Sangat Baik

1 vote, 10% of total votes

2. ■ Baik

4 votes, 40% of total votes

3. ■ Cukup

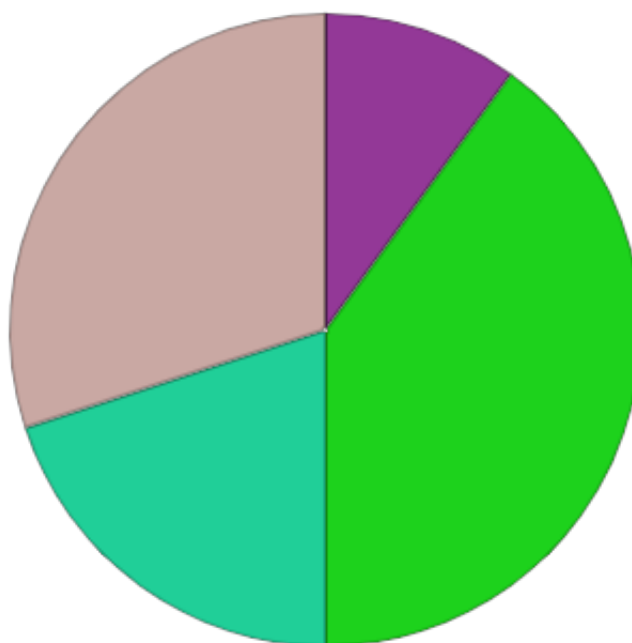
2 votes, 20% of total votes

4. ■ Kurang Baik

3 votes, 30% of total votes

5. ■ Tidak Baik

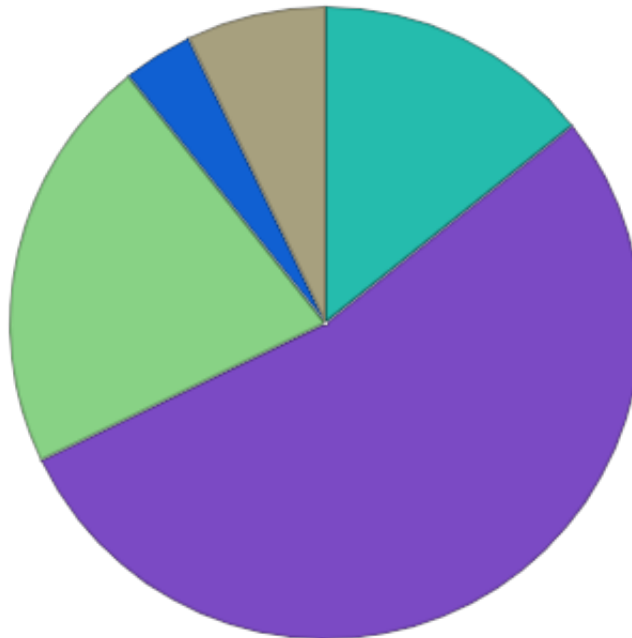
0 vote, 0% of total votes



Bagaimana pelayanan petugas penerima tamu kepada anda?

Total votes: 28

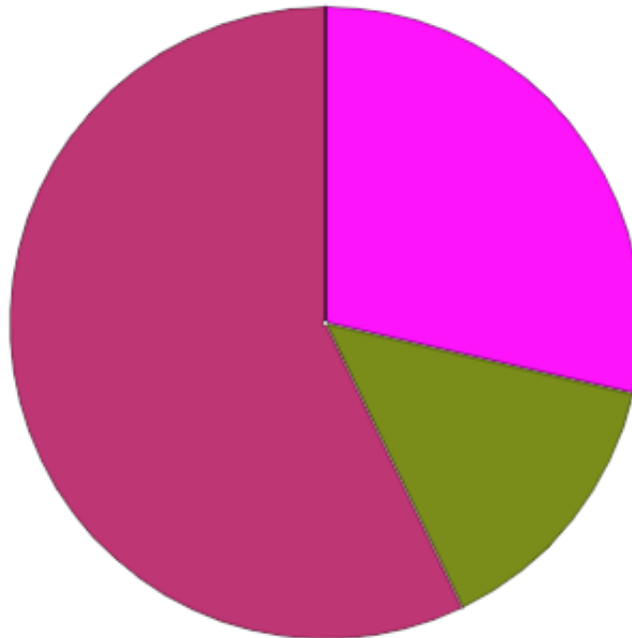
1. ■ Sangat Baik
4 votes, 14.29% of total votes
2. ■ Baik
15 votes, 53.57% of total votes
3. ■ Cukup
6 votes, 21.43% of total votes
4. ■ Kurang Baik
1 vote, 3.57% of total votes
5. ■ Tidak Baik
2 votes, 7.14% of total votes



Bagaimana prosedur dan tata cara pelayanan yang diberikan?

Total votes: 7

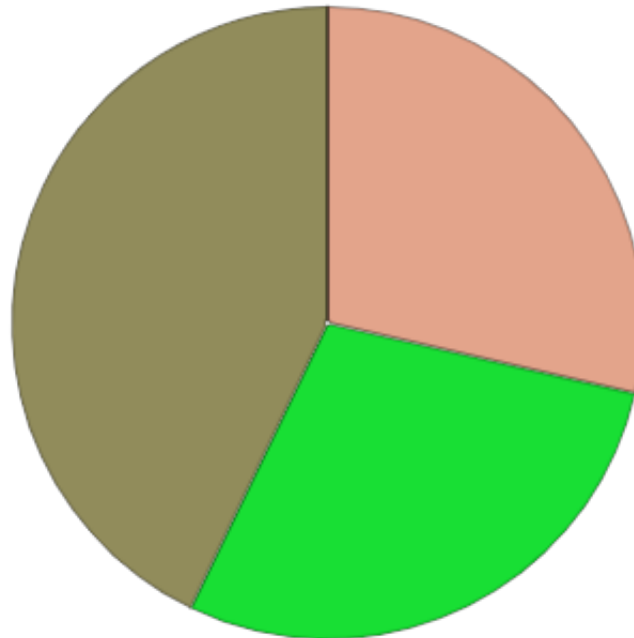
1. ■ Sangat Baik
2 votes, 28.57% of total votes
2. ■ Baik
1 vote, 14.29% of total votes
3. ■ Cukup
4 votes, 57.14% of total votes
4. ■ Kurang Baik
0 vote, 0% of total votes
5. ■ Tidak Baik
0 vote, 0% of total votes



Bagaimana kecepatan petugas dalam memberikan pelayanan?

Total votes: 7

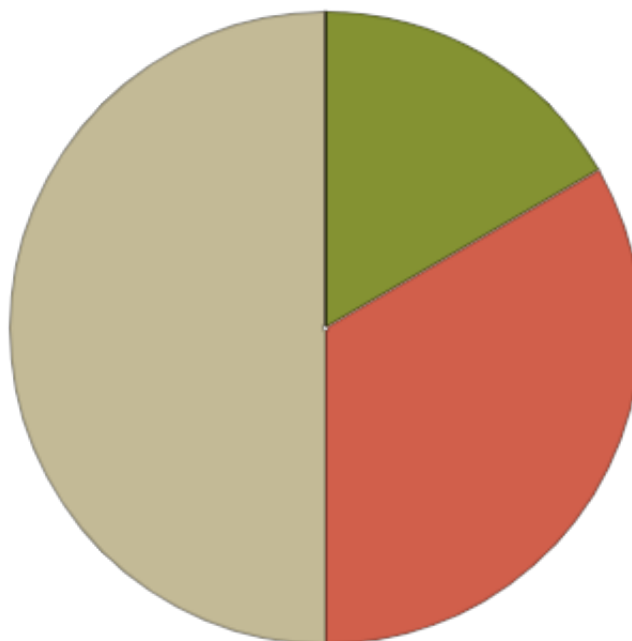
1. ■ Sangat Baik
2 votes, 28.57% of total votes
2. ■ Baik
2 votes, 28.57% of total votes
3. ■ Cukup
3 votes, 42.86% of total votes
4. ■ Kurang Baik
0 vote, 0% of total votes
5. ■ Tidak Baik
0 vote, 0% of total votes



Bagaimana tingkat kejelasan informasi yang diberikan oleh petugas?

Total votes: 6

1. ■ Sangat Baik
1 vote, 16.67% of total votes
2. ■ Baik
2 votes, 33.33% of total votes
3. ■ Cukup
3 votes, 50% of total votes
4. ■ Kurang Baik
0 vote, 0% of total votes
5. ■ Tidak Baik
0 vote, 0% of total votes



Bagaimana kondisi sarana dan prasarana yang tersedia (ruang tunggu, tempat shalat, toilet, kantin) ?

Total votes: 6

1. ■ Sangat Baik
2 votes, 33.33% of total votes
2. ■ Baik
1 vote, 16.67% of total votes
3. ■ Cukup
1 vote, 16.67% of total votes
4. ■ Kurang Baik
1 vote, 16.67% of total votes
5. ■ Tidak Baik
1 vote, 16.67% of total votes

